







## Bed Brigade Bed Assembly Instructions



1. Remove Plastic Wrap from Bed Frame Package
2. Unfold the Hinged Ends of the Frame
3. Remove pins from the 2 unmatched hinges, leave the assembled pair, as – is
4. Align, and assemble the 2 corner hinges, insert pins, drive down but not quite flush
5. Insert 2" x 3" Slats on each **END** of Frame
6. Insert 2" x 4" Center Slat, **Middle** of Frame, Align with Nails and Holes and insert
7. Insert /Place **Partial Board Flat Boards** over **Slats**..... **Equally Spaced**
8. **Place Mattress** - Centered in Frame
9. Add Bedding, Pillow, Sheets, and Blanket... .....Enjoy !!!!!

Video of Assembly



Need another bed or know someone that needs one?



<https://www.bedbrigadecolumbus.org/>

Jesus loves you. Find a great church near you.



<https://www.stjohnsgc.org/>




<https://rockcitychurch.tv/>



<https://thenaz.church/>



<https://www.peaceumc.org/>



<https://www.cypresschurch.tv/>



<https://www.covenantchurch.us/>



<https://www.vineyardcolumbus.org/east>

Meals, tutoring, and after school programs.



<https://www.columbusdreamcenter.org/>

Basic Needs, Addiction Treatment, Behavioral Health, and Family Services.



<https://relink.org/>

Pet Services



<https://www.columbushumane.org/essential>