




Bed Brigade Bed Assembly Instructions



1. Remove Plastic Wrap from Bed Frame Package
2. Unfold the Hinged Ends of the Frame
3. Remove pins from the 2 unmatched hinges, leave the assembled pair, as – is
4. Align, and assemble the 2 corner hinges, insert pins, drive down but not quite flush
5. Insert 2" x 3" Slats on each **END** of Frame
6. Insert 2" x 4" Center Slat, **Middle** of Frame, Align with Nails and Holes and insert
7. Insert /Place **Partial Board Flat Boards** over **Slats**..... **Equally Spaced**
8. **Place Mattress** - Centered in Frame
9. Add Bedding, Pillow, Sheets, and Blanket..... Enjoy !!!!!

Video of Assembly: youtu.be/uErhxwvxNsg